

Stowey Sutton Neighbourhood Plan

Neighbourhood
Survey Results

March - April 2014

Introduction

The Stowey Sutton Neighbourhood Plan team distributed a survey to all 546 homes in the parish, the survey, prepared by the neighbourhood plan working parties covered the areas of Community & Recreation, Roads & Transport and Business & Employment. Surveys were delivered at the end of March 2014, with a closing date of Friday 11th April.

Surveys were distributed with reply paid envelopes, which were used by the majority of respondents, with a small number hand delivering completed forms to the Clerk or Chairman's address's.

The survey was publicised by the Parish Council at their March meeting, on their website & in their monthly email newsletter, posters were placed around the parish, an entry was made on a popular community Facebook page & the public engagement team raised awareness with residents on the street.

Additional copies of the survey were available on the Parish Council & neighbourhood plan website & by request to members of the team.

A total of 151 responses were received, 27.7% of the homes in the surveyed area (2011 Census).

The survey responses were keyed by the Stowey Sutton Parish Clerk & verified by a volunteer.

Analysis of the data was completed by Marc Betton BSc (Hons) MSc MRes.

Marc followed his Bachelor's degree in Software Engineering with a Masters in Management, before completing a Masters in Research at the University of Bath in 2013.

The responses were analysed, summarised and graphically represented.

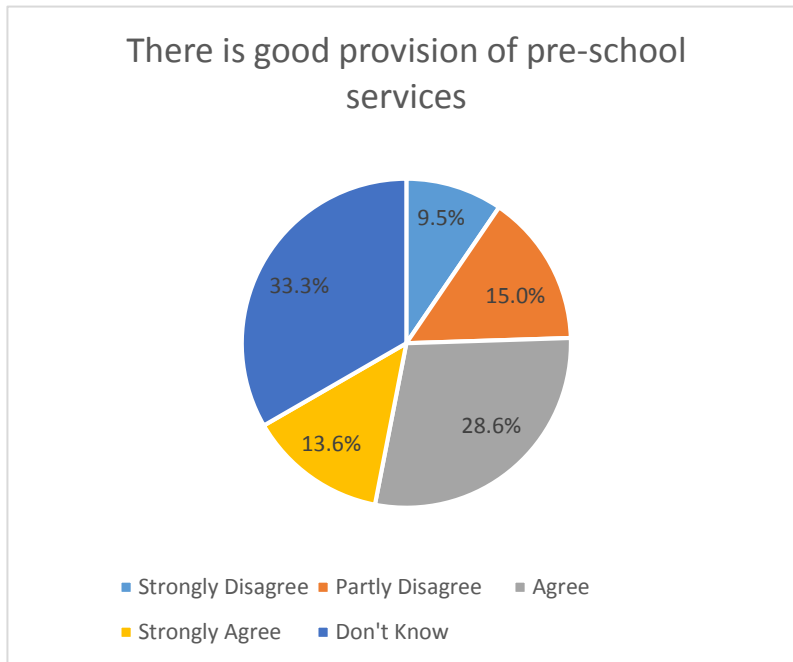
The three open text response questions were heuristically analysed with a three-round, two-tiered, common-sense, coding system.

Contents

Community & Recreation	7
Roads & Transport	19
Business & Employment	33

Community & Recreation

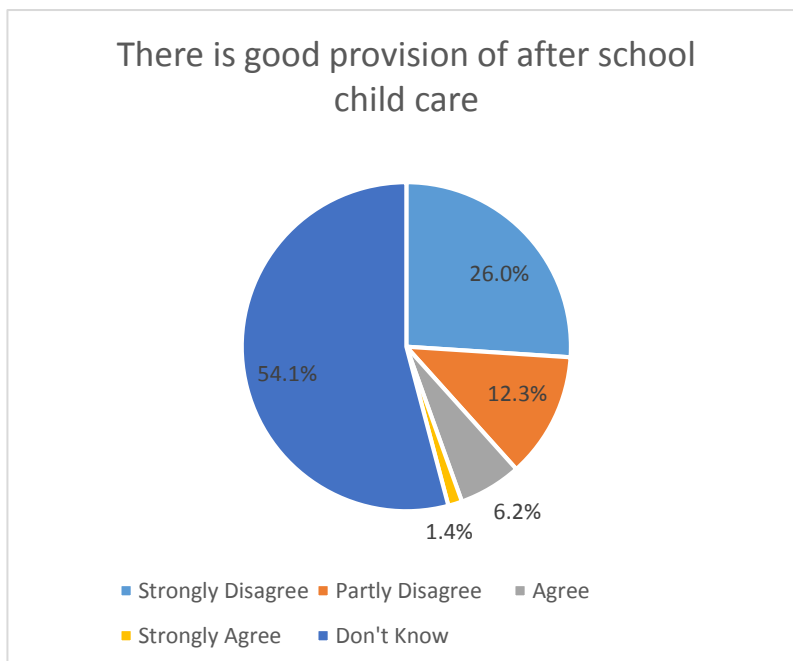
Quality of life in Stowey Sutton: thinking about the expected increase in the size of the village over the next few years, to what extent do you agree with the following statements:



Strongly Disagree	14
Partly Disagree	22
Agree	42
Strongly Agree	20
Don't Know	49
Total	147

147 respondents, 97.4%, answered this question.

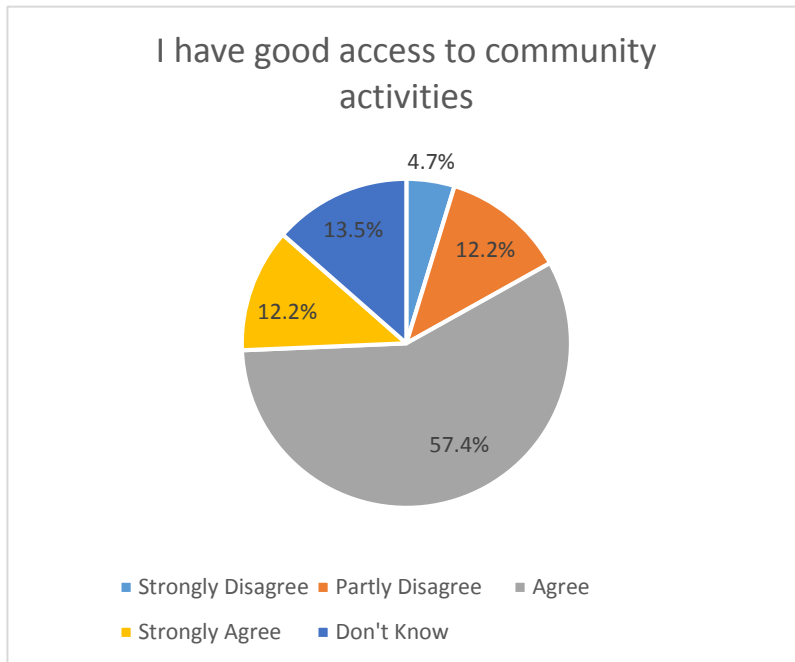
Of those, 42.2% agreed with the statement.



Strongly Disagree	38
Partly Disagree	18
Agree	9
Strongly Agree	2
Don't Know	79
Total	146

146 respondents, 96.7%, answered this question.

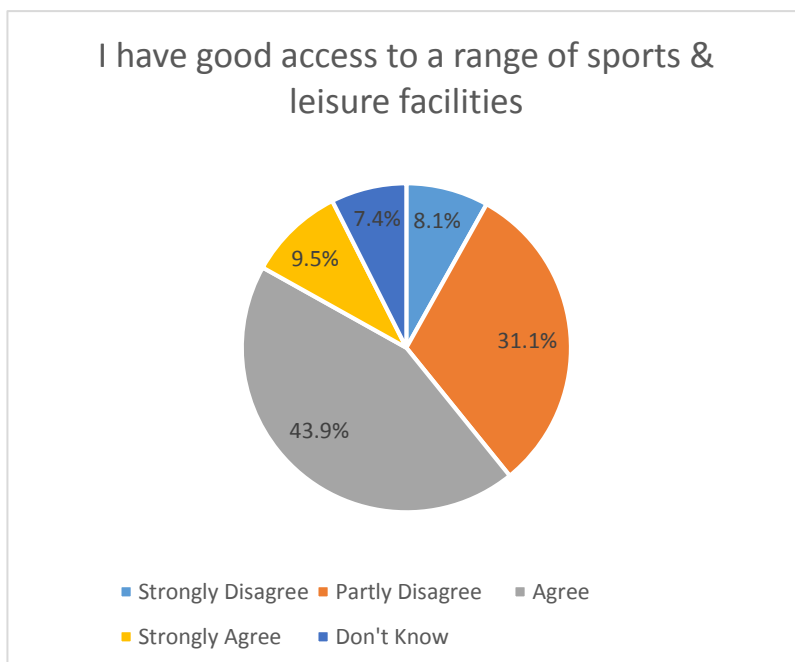
Of those, 54.1% did not know whether or not to agree with the statement.



Strongly Disagree	7
Partly Disagree	18
Agree	85
Strongly Agree	18
Don't Know	20
Total	148

148 respondents, 98.0%, answered this question.

Of those, 69.6% agreed with the statement.

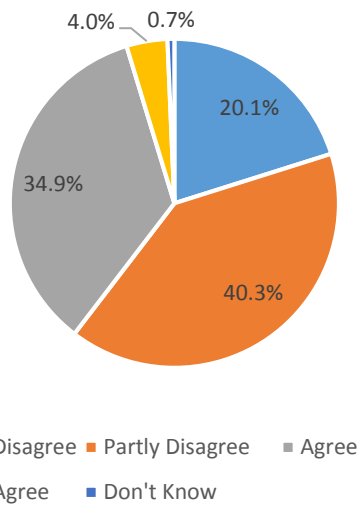


Strongly Disagree	12
Partly Disagree	46
Agree	65
Strongly Agree	14
Don't Know	11
Total	148

148 respondents, 98.0%, answered this question.

Of those, 53.4% agreed with the statement.

The local shops are accessible & meet the needs of the community

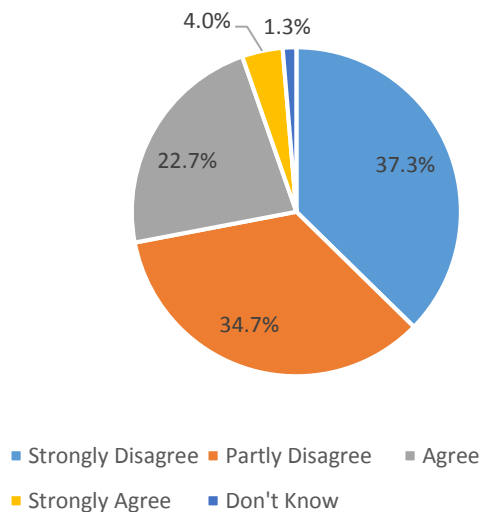


Strongly Disagree	30
Partly Disagree	60
Agree	52
Strongly Agree	6
Don't Know	1
Total	149

149 respondents, 98.7%, answered this question.

Of those, 60.4% disagreed with the statement.

There is sufficient parking for the shop, pub & hairdresser

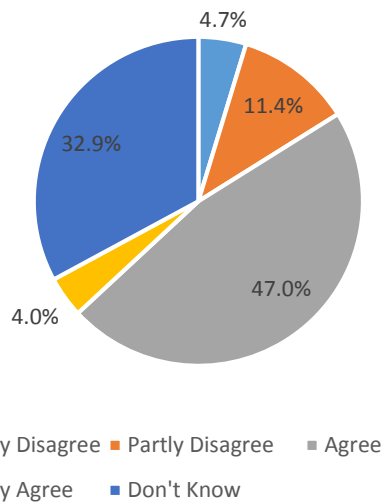


Strongly Disagree	56
Partly Disagree	52
Agree	34
Strongly Agree	6
Don't Know	2
Total	150

150 respondents, 99.3%, answered this question.

Of those, 72.0% disagreed with the statement.

The churches have facilities that meet the needs of the community

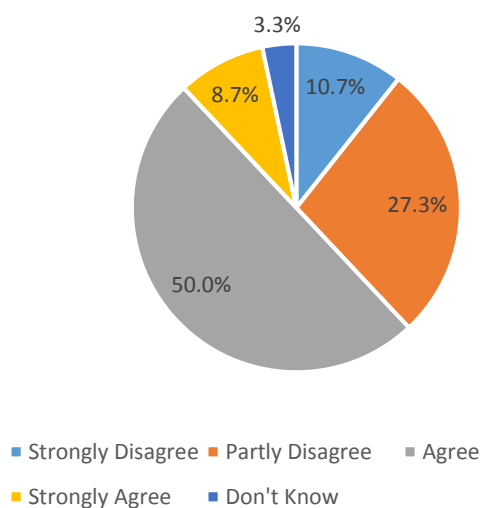


Strongly Disagree	7
Partly Disagree	17
Agree	70
Strongly Agree	6
Don't Know	49
Total	149

149 respondents, 98.7%, answered this question.

Of those, 51% agreed with the statement.

We have sufficient & good recreational spaces

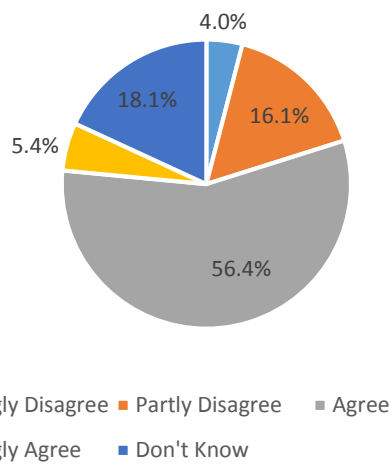


Strongly Disagree	16
Partly Disagree	41
Agree	75
Strongly Agree	13
Don't Know	5
Total	150

150 respondents, 99.3%, answered this question.

Of those, 58.7% agreed with the statement.

The police & local council are dealing with crime & anti-social behaviour in my area successfully

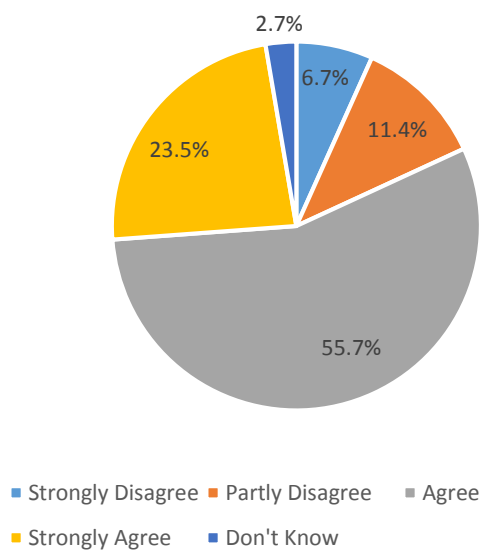


Strongly Disagree	6
Partly Disagree	24
Agree	84
Strongly Agree	8
Don't Know	27
Total	149

149 respondents, 98.7%, answered this question.

Of those, 61.8% agreed with the statement.

I feel safe outside after dark

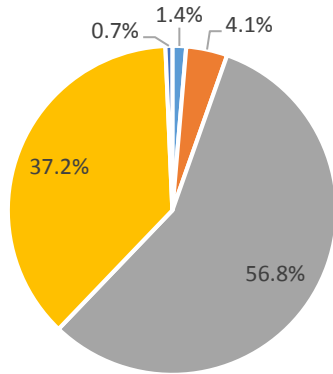


Strongly Disagree	10
Partly Disagree	17
Agree	83
Strongly Agree	35
Don't Know	4
Total	149

149 respondents, 98.7%, answered this question.

Of those, 79.2% agreed with the statement.

Stowey Sutton is a comfortable place to live



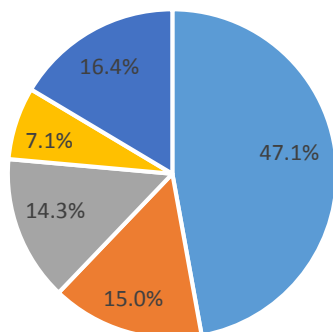
■ Strongly Disagree ■ Partly Disagree ■ Agree
 ■ Strongly Agree ■ Don't Know

Strongly Disagree	2
Partly Disagree	6
Agree	84
Strongly Agree	55
Don't Know	1
Total	148

148 respondents, 98.0%, answered this question.

Of those, 94% agreed with the statement.

I would use an allotment if one was made available



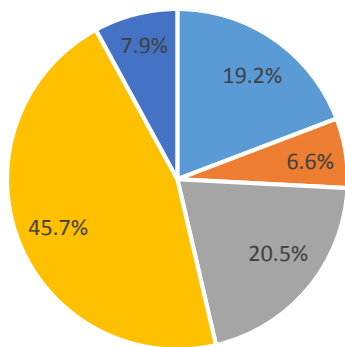
■ Strongly Disagree ■ Partly Disagree ■ Agree
 ■ Strongly Agree ■ Don't Know

Strongly Disagree	66
Partly Disagree	21
Agree	20
Strongly Agree	10
Don't Know	23
Total	140

140 respondents, 92.7%, answered this question.

Of those, 62.1% disagreed with the statement.

If the average broadband speed in the parish could be increased from 2.5mb/s to 500mb/s, I would be prepared to pay an additional £15 on my council tax each year to help finance the required infrastructure upgrade



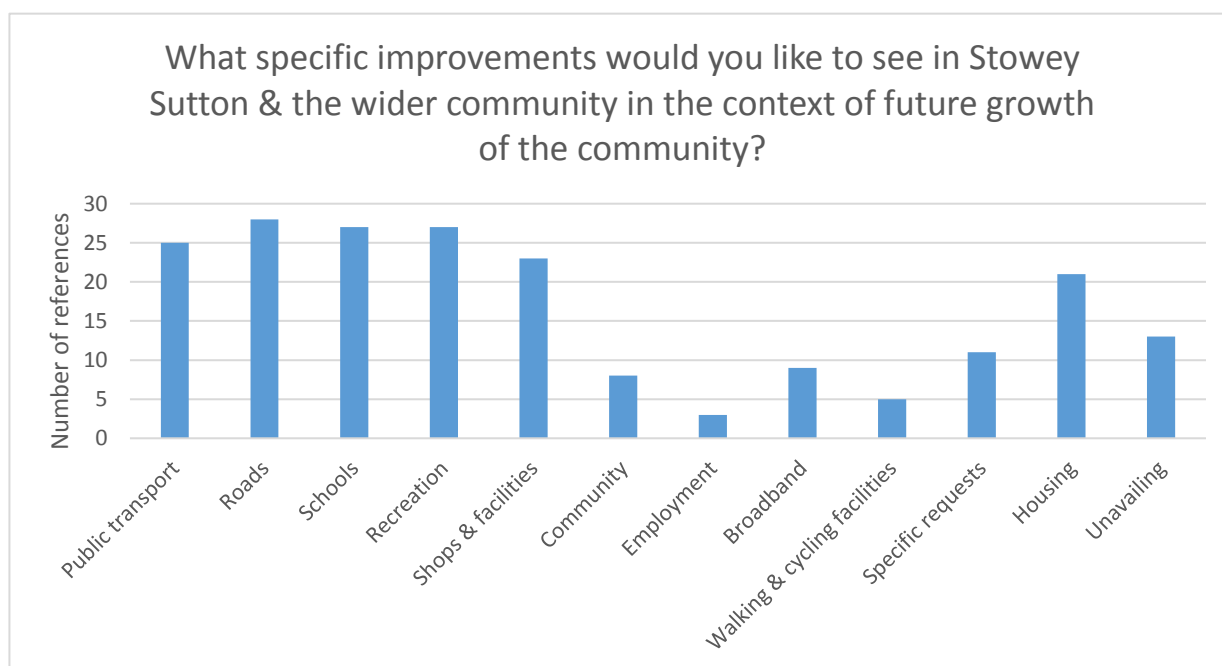
■ Strongly Disagree ■ Partly Disagree ■ Agree
 ■ Strongly Agree ■ Don't Know

Strongly Disagree	29
Partly Disagree	10
Agree	31
Strongly Agree	69
Don't Know	12
Total	151

151 respondents, 100%, answered this question. This is the only question in this section that was answered by all respondents.

Of those, 66.2% agreed with the statement.

What specific improvements would you like to see in Stowey Sutton & the wider community in the context of future growth of the community?



This question was presented as an open box in which respondents could write as much or as little as they wanted.

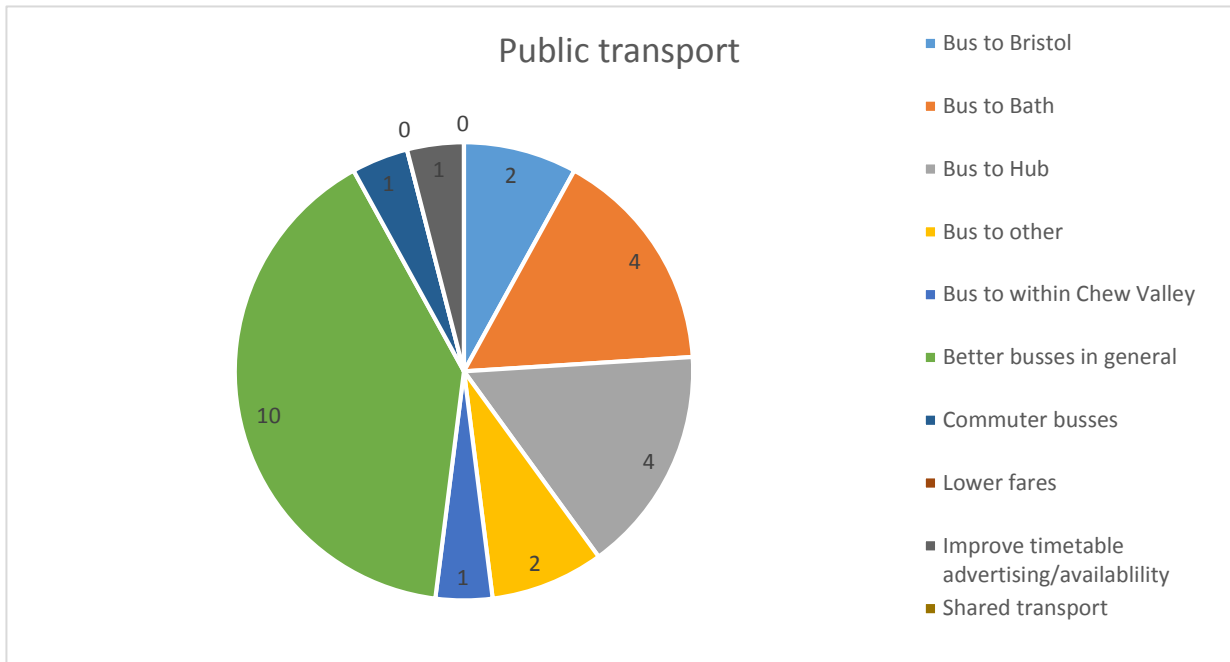
The results were analysed heuristically using a three-round, two-tiered, common-sense coding system. The top tiered themes are presented here. Some of the themes are more relevant to different questions.

While there may have been some confusion over the 'context of future growth', it is clear that public transport, roads, schools, recreation and shops & facilities are of the most importance to the respondents. These themes are explored in the following pages.

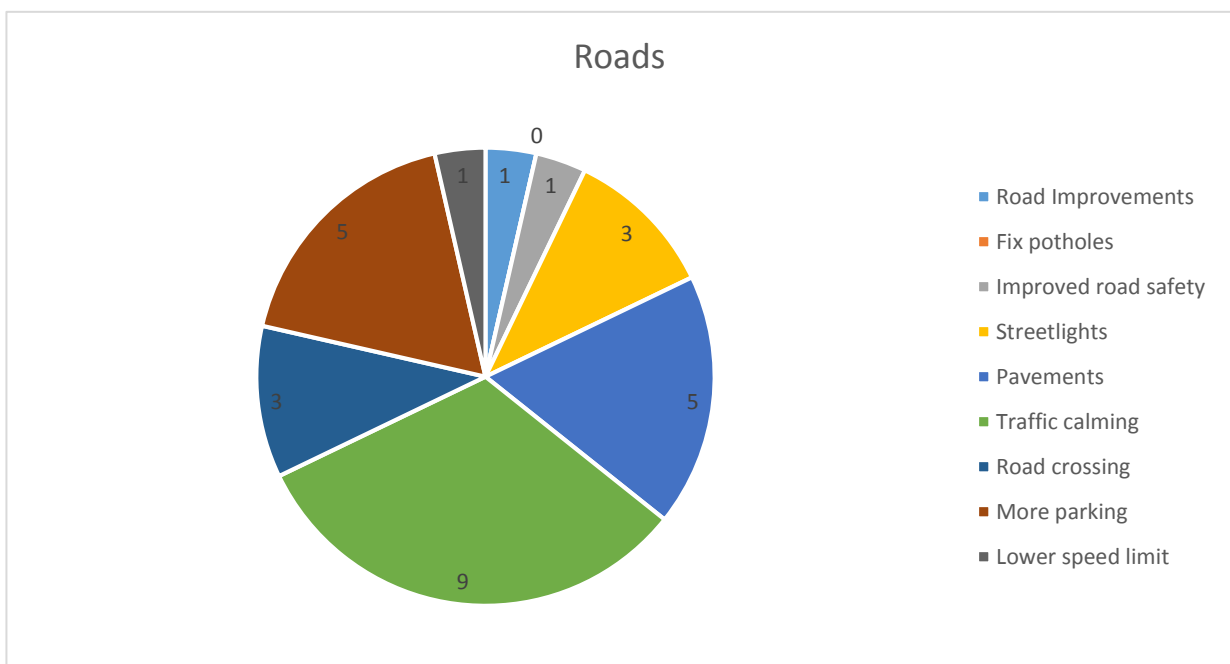
Public transport	25
Roads	28
Schools	27
Recreation	27
Shops & facilities	23
Community	8
Employment	3
Broadband	9
Walking & cycling facilities	5
Specific requests	11
Housing	21
Unavailing	13
Total	200

On this question there was a strong call for improvements to the local broadband service, which tallies with the response to the earlier question about paying an additional council tax fee to improve the infrastructure. There also appears to be a small, but notable group calling for more community events.

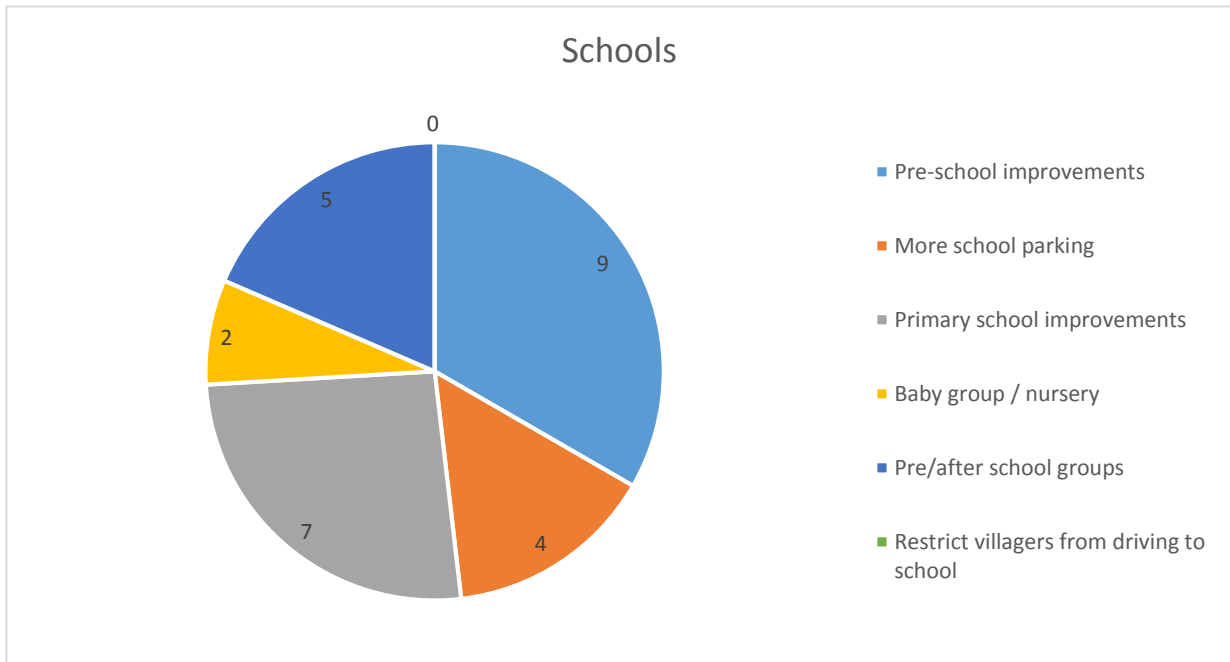
While appearing more substantial as a group, the 'specific requests' theme contains a number of comments with little commonality, such as "*fewer security lights on homes*" & a reduction of "*sign pollution*".



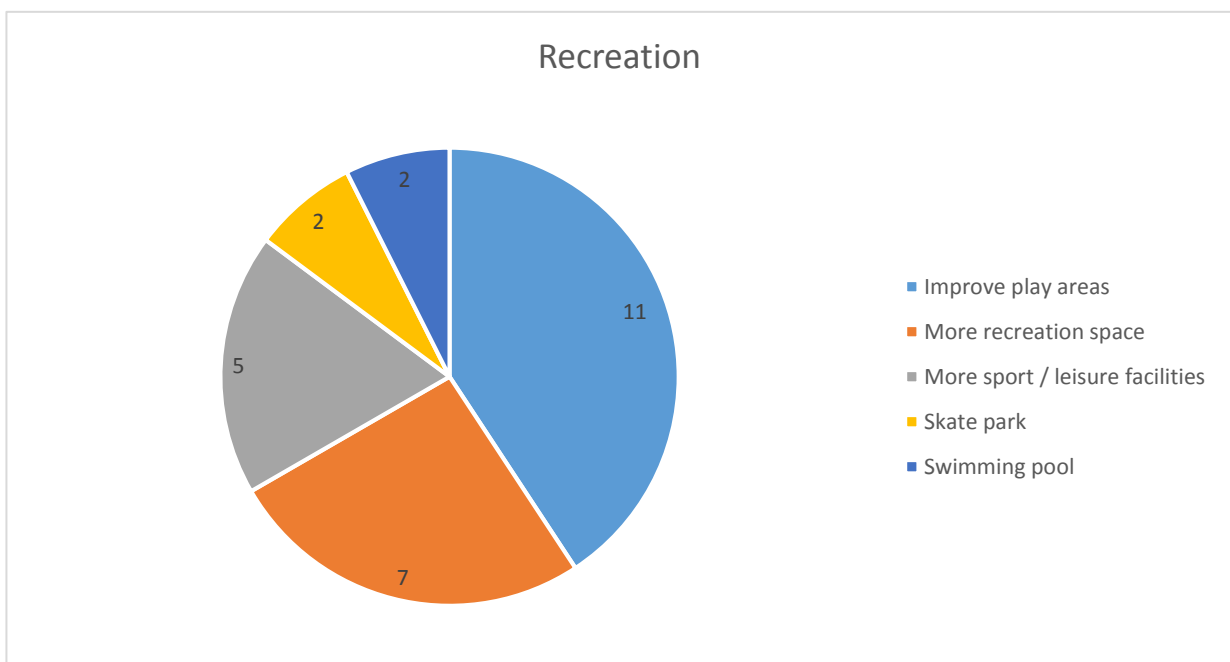
There is a surprisingly strong call for better public transport from the village, not only to more destinations, but with greater frequency, particularly for commuters (although this conclusion is drawn from a later question). Bath & a hub location, such as the A37 or Pensford, to allow access to wider bus networks are particularly popular. As a whole, 23 respondents requested a variant of 'more busses' for this question.



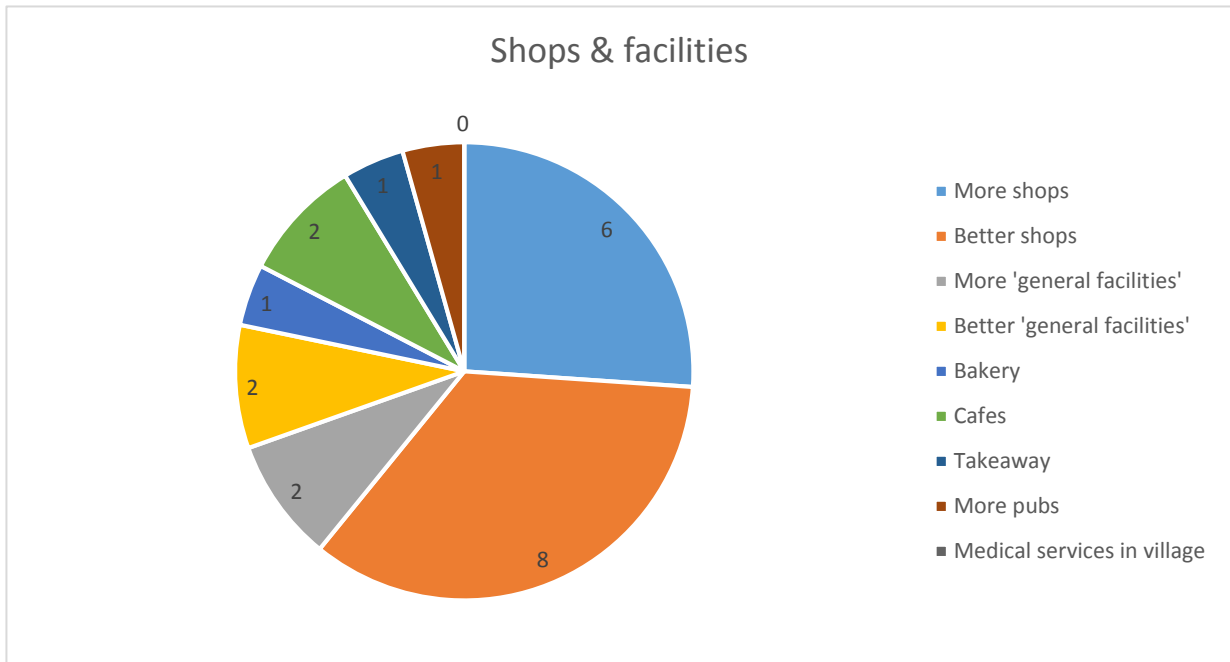
There is a considerable call for traffic calming measures along the A368 in Bishop Sutton, particularly around the school & at the periphery of the village. Requests for road crossings at the school or the shop might accommodate this. There is also a strong call for better pavements throughout the village & out to Manor Farm Shop. Parking, particularly around the shop is also apparently insufficient.



While the overall sentiment is that both the pre-school & primary school in the village are above average, there are strong calls to improve both. This includes the facilities, the buildings & the location. This may be partly based on a perceived influx of children to newly permitted housing developments. There is also a general feeling that pre & after school groups should be encouraged, along with a nursery.



The majority of comments call for improvements to existing play areas, although more recreation space & leisure facilities are also popular. Many respondents requested facilities for older children & teenagers, which may offset the need for more play areas for younger children. A new skate park was only mentioned specifically by two respondents. There was a similar level of interest in a new Scout hut.



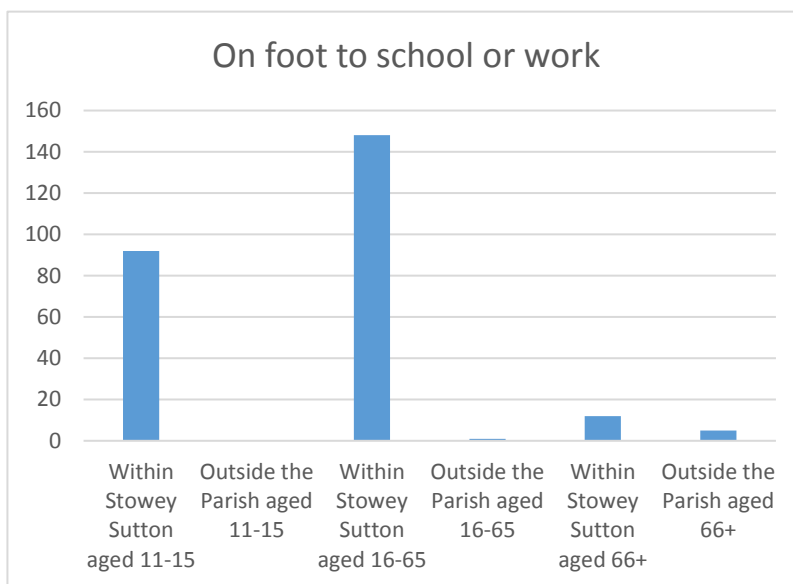
While many respondents asked for more shops in the village, there is a strong feeling that the existing store could be greatly enhanced to better suit the needs of the village. The range of goods could be widened considerably with greater stocks & it is felt that the cost of some goods is too high. Many of the requests for more shops specifically mention that increased competition would aid this. There is also a general call for more unspecified facilities.



Roads & Transport

In your household or business, how many journeys starting from your home or business are made during an average week:

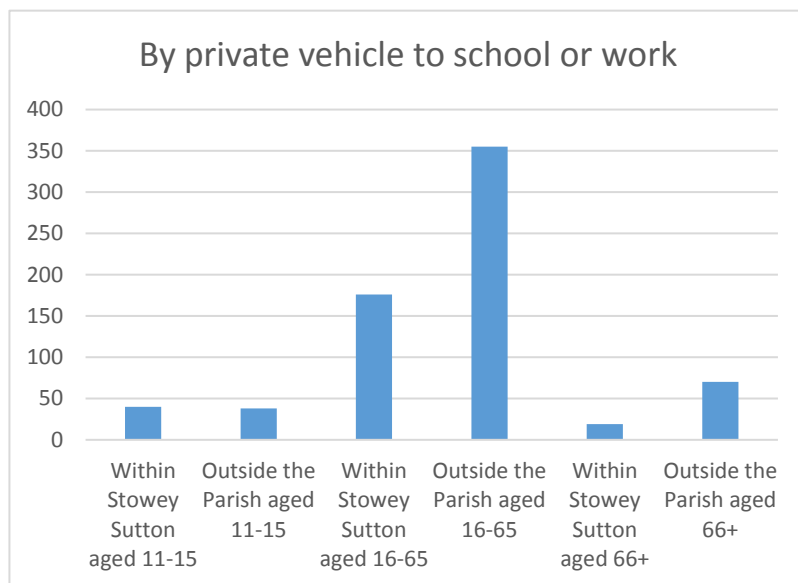
Due to the detailed nature of the responses to this question, the results have been amalgamated into a series of graphs summarising the data by journey purpose & method. The overall impression is that the vast majority of journeys are currently completed by private vehicle. From the responses to later questions, there is clearly a perception in the minds of respondents, that if it became more available & reliable, then public transport would be used for many of these journeys instead.



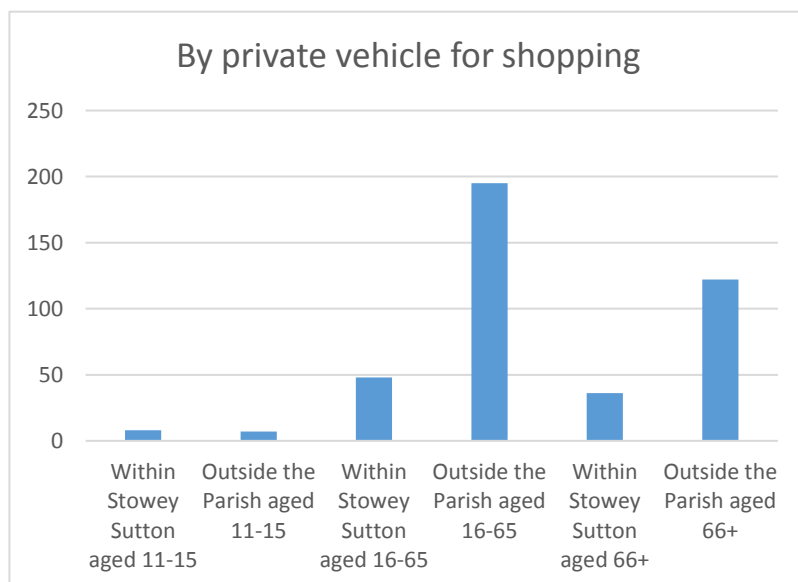
Within aged 11-15	92
Outside aged 11-15	0
Within aged 16-65	148
Outside aged 16-65	1
Within aged 66+	12
Outside aged 66+	5
Total	258



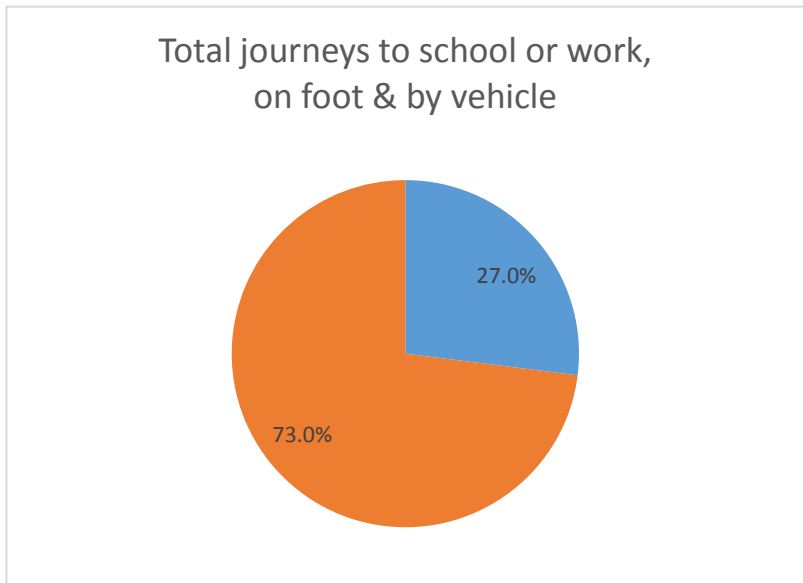
Within aged 11-15	41
Outside aged 11-15	0
Within aged 16-65	130
Outside aged 16-65	16
Within aged 66+	140
Outside aged 66+	25
Total	352



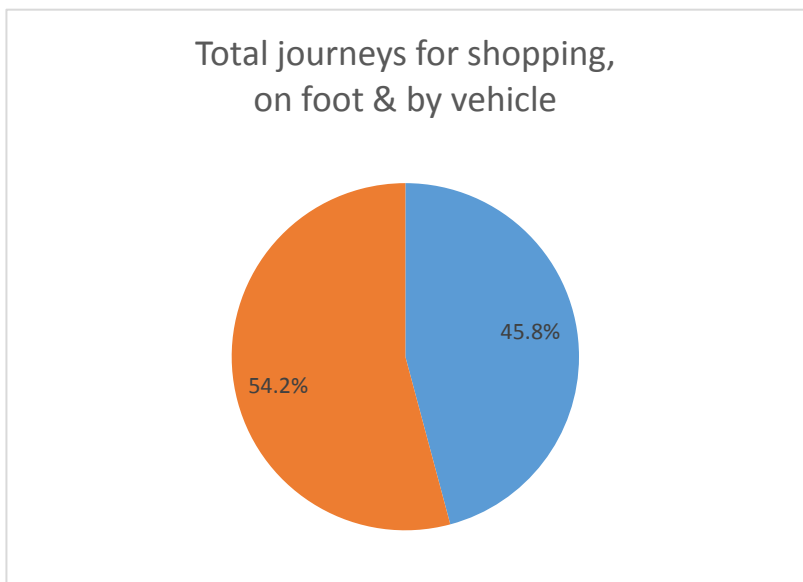
Within aged 11-15	40
Outside aged 11-15	38
Within aged 16-65	176
Outside aged 16-65	355
Within aged 66+	19
Outside aged 66+	70
Total	698



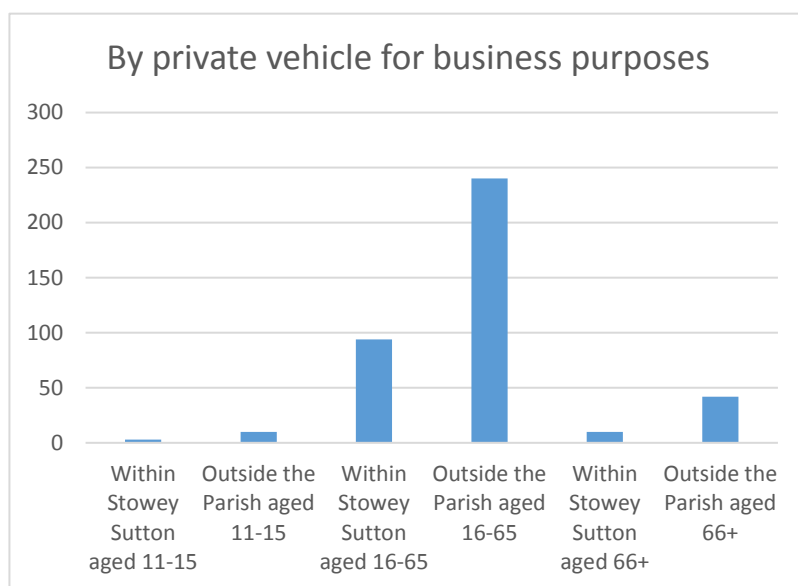
Within aged 11-15	8
Outside aged 11-15	7
Within aged 16-65	48
Outside aged 16-65	195
Within aged 66+	36
Outside aged 66+	122
Total	416



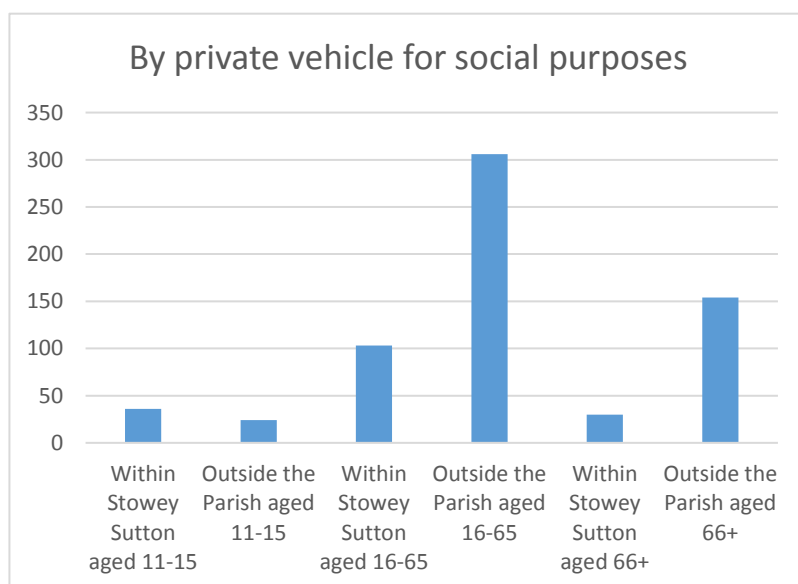
On foot	258
Vehicle	698
Total	956



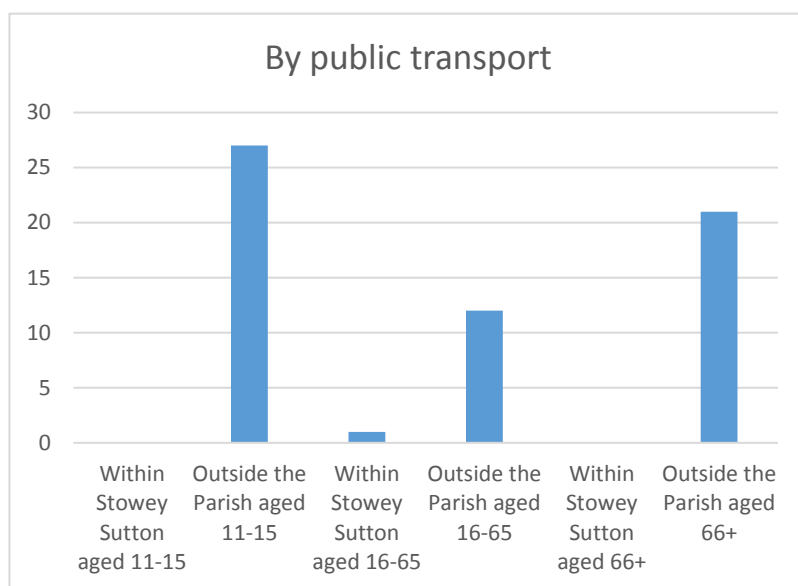
On foot	352
Vehicle	416
Total	768



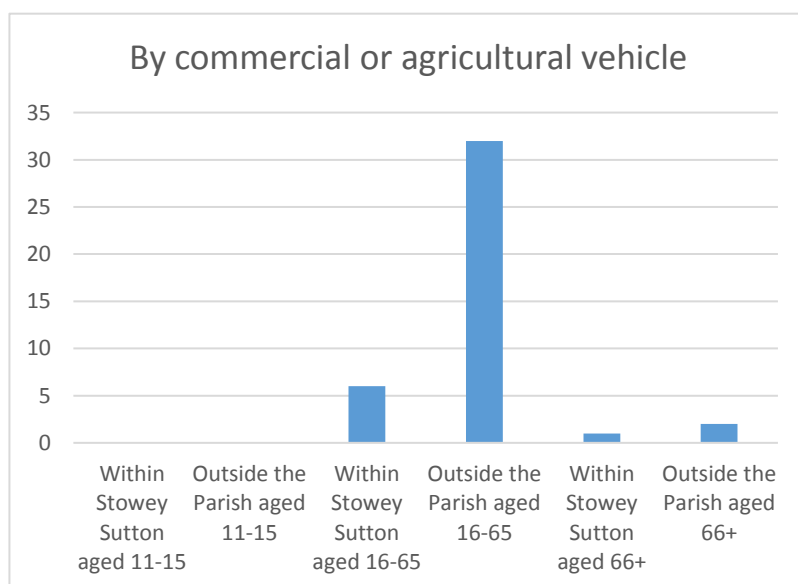
Within aged 11-15	3
Outside aged 11-15	10
Within aged 16-65	94
Outside aged 16-65	240
Within aged 66+	10
Outside aged 66+	42
Total	399



Within aged 11-15	36
Outside aged 11-15	24
Within aged 16-65	103
Outside aged 16-65	306
Within aged 66+	30
Outside aged 66+	154
Total	653

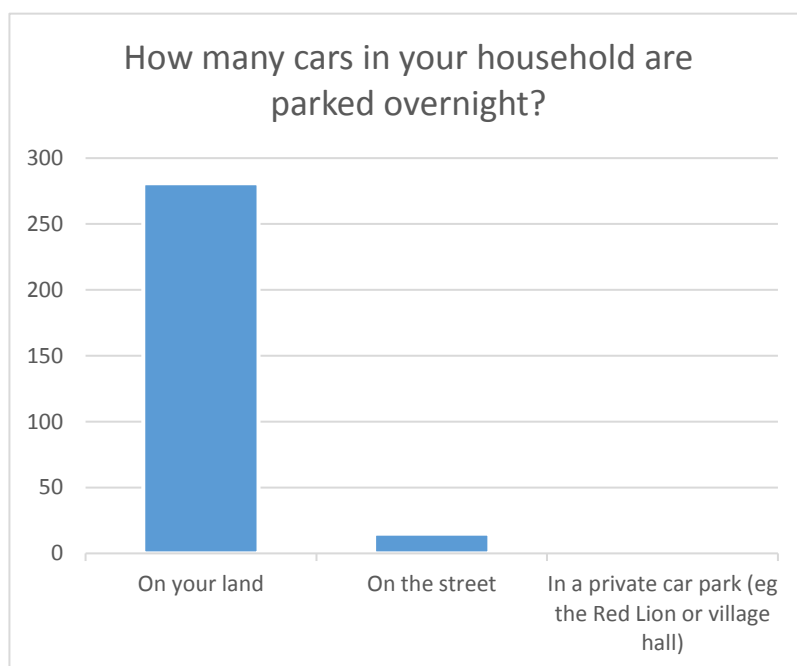


Within aged 11-15	0
Outside aged 11-15	27
Within aged 16-65	1
Outside aged 16-65	12
Within aged 66+	0
Outside aged 66+	21
Total	61



Within aged 11-15	0
Outside aged 11-15	0
Within aged 16-65	6
Outside aged 16-65	32
Within aged 66+	1
Outside aged 66+	2
Total	41

How many cars in your household are parked overnight?



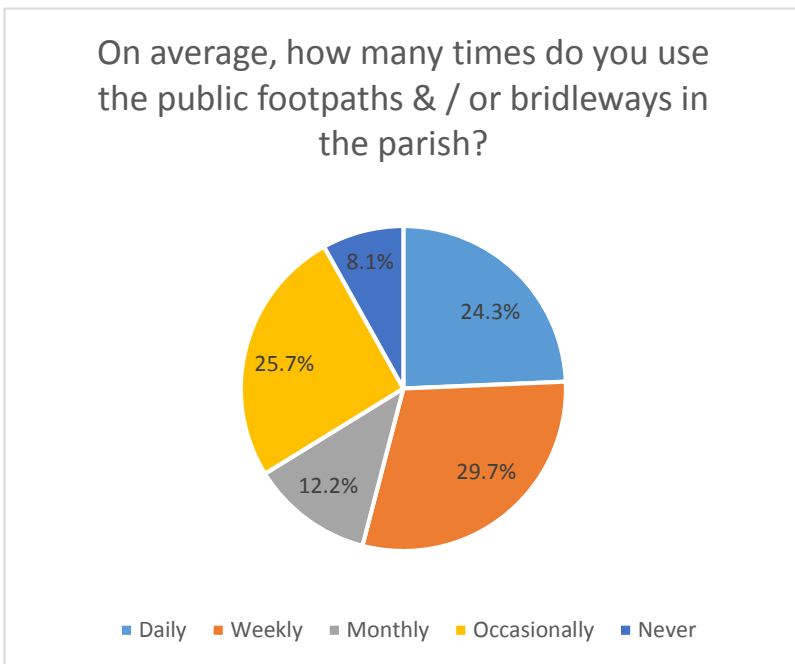
On your land	281
On the street	15
In a private car park	1
Total	297

Cars parked on land	
Average	1.98
Maximum	10
Minimum	1

146 respondents, 96.7%, answered this question.

These figures must be interpreted carefully, as it is possible that multiple members of a household or business may have responded, although this is minimised by the distribution method of the survey.

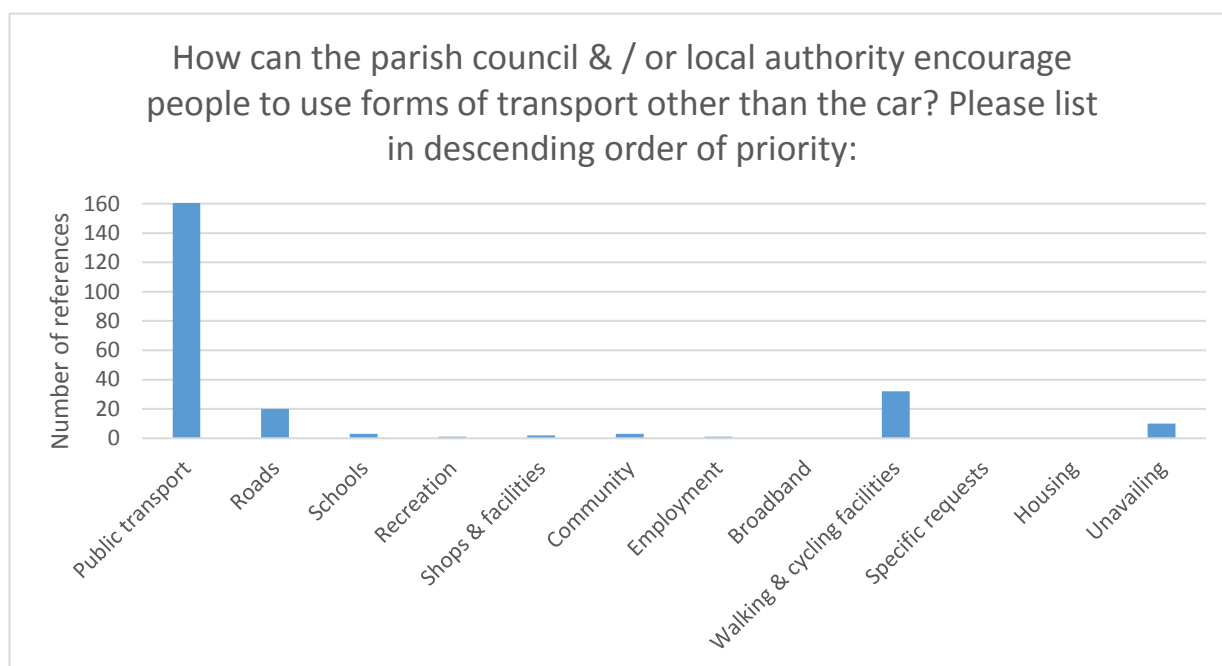
On average, how many times do you use the public footpaths & / or bridleways in the parish?



Daily	36
Weekly	44
Monthly	18
Occasionally	38
Never	12
Total	148

148 respondents, 98.0%, answered this question.

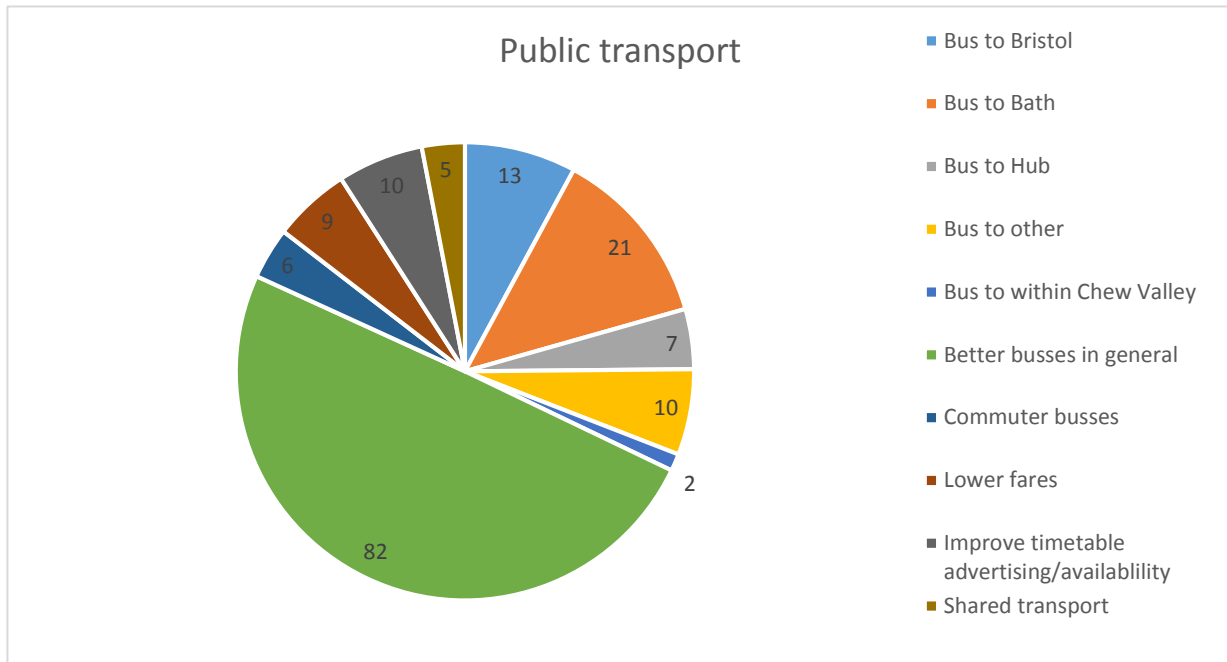
How can the parish council & / or local authority encourage people to use forms of transport other than the car? In descending order of priority.



It is unsurprising that the most popular method of encouraging people out of cars is to use public transport. But as has already been mentioned & will be seen on the next page, there is an overwhelming feeling that the current public transport provisions are inadequate.

Of the remaining themes, three respondents wish to see a reduction in the number of villagers driving their children to school in the village, while others would like to see a community 'car-share' to specific events & destinations. One respondent highlighted the lack of medical facilities in the village, leading people to need a car to reach facilities in the local area. A similar response was made that a car is needed to commute to work.

Public transport	165
Roads	20
Schools	3
Recreation	1
Shops & facilities	2
Community	3
Employment	1
Broadband	0
Walking & cycling facilities	32
Specific requests	0
Housing	0
Unavailing	10
Total	237



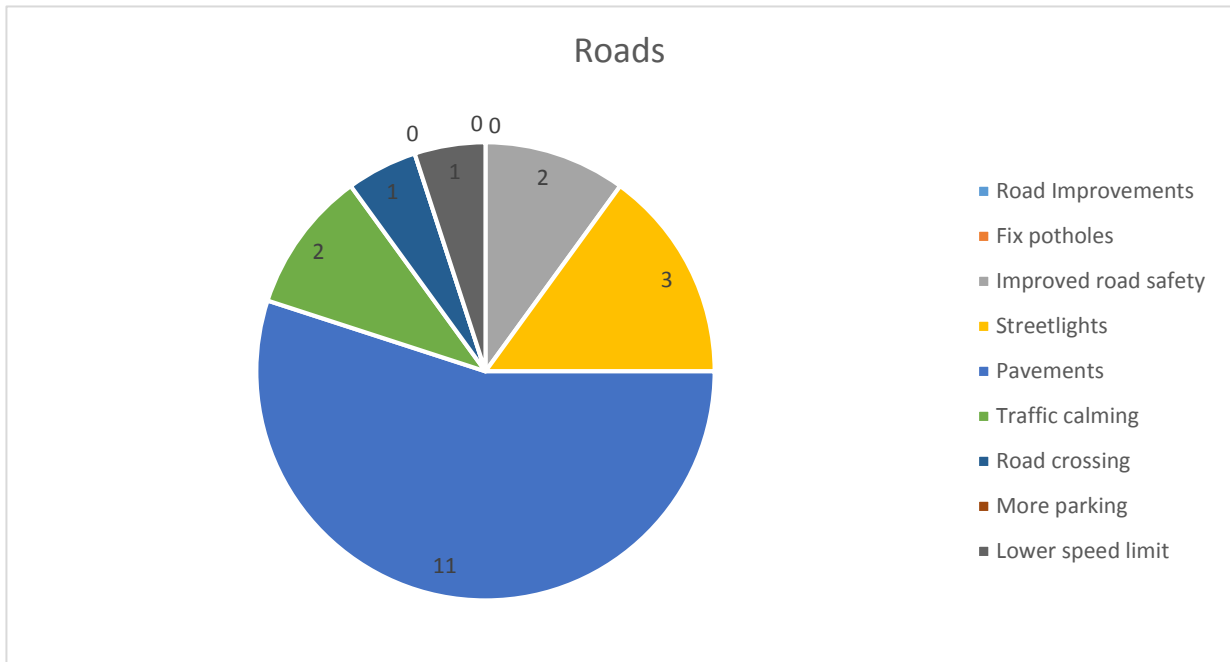
Half of all responses to this question simply asked for a better bus service, while the majority of the rest specified where they want more to go. It is not surprising that Bristol is a popular location, particularly for commuters, or that more people specifically mention Bath, which is currently served by only one bus per week.

Hub locations, such as the A368 or Pensford, are also popular as a means to open the Parish to a wider network of public transport.

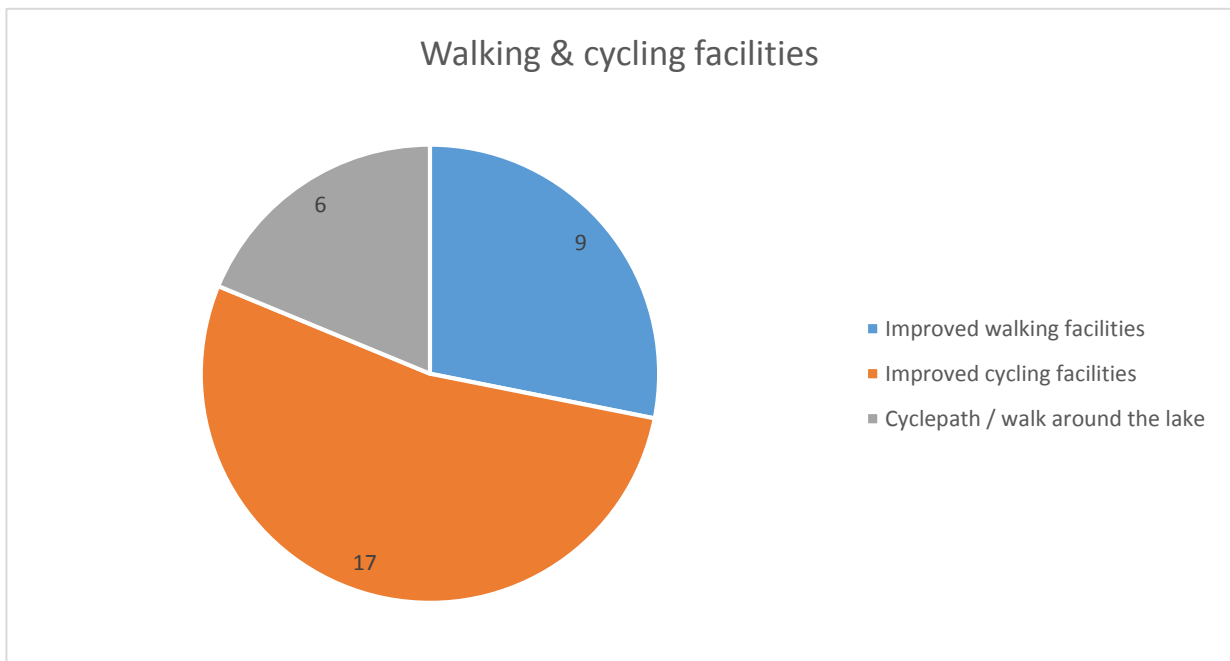
'Other' locations include Wells, Midsomer Norton & wider destinations. There is also a general call for better links within Chew Valley, though these may be served by existing bus routes to other locations, such as Bristol, whose route includes many neighbouring villages.

Many respondents specifically mentioned that bus timetables should allow for commuting, particularly to Bristol & Bath, which would reduce the need to drive to work. There was a general feeling that the existing Bristol bus did not allow this. It was also suggested that busses could be put on for commuter times to park & ride schemes.

It is unexpected that so many respondents felt that the existing bus timetables were not sufficiently promoted & as a result the Parish Council has already taken steps to rectify this by including both short & detailed timetables on their website.

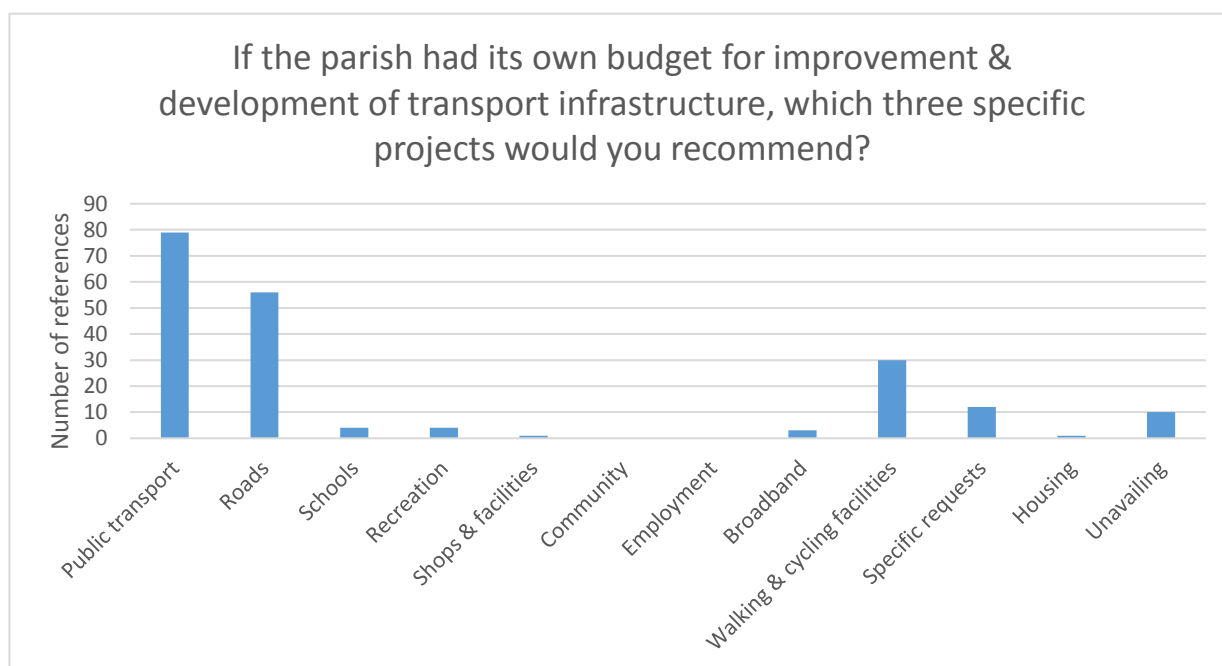


There is an overwhelming feeling that pavements throughout the Parish are insufficient, not only along the A368 in Bishop Sutton, but to link Stowey & Manor Farm Shop. Even areas with pavements saw calls to widen them. Street lights, particularly at junctions were also mentioned, presumably to improve pedestrian safety, given the nature of the question.



Improvements to cycling routes are particularly popular throughout the Parish & neighbouring area. Any such improvements would likely also assist the considerable group looking for better facilities for walkers. It is interesting that in addition to general 'improve cycle/walk routes' comments, a substantial number of respondents particularly feel that a new path should be opened around the entire lake, reducing the need to use roads.

If the parish had its own budget for improvement & development of transport infrastructure, which three specific projects would you recommend?



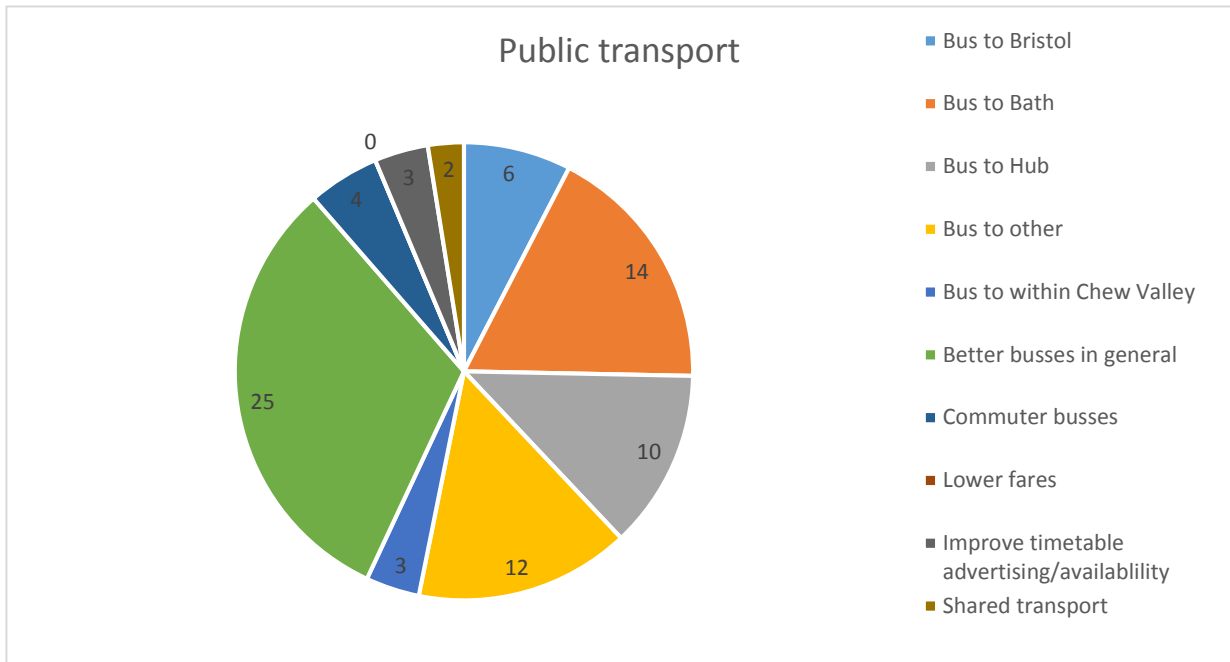
Given the responses to earlier questions, it is unsurprising that the majority of respondents feel a 'Parish budget' for transport should focus on improving public transport. This theme, along with roads & walking/cycling facilities are explored overleaf.

It appears that some respondents did not take-onboard the 'development of transport infrastructure' nature of the question, suggesting general projects for improvements in the Parish, although in one case the reference to improving broadband was specified "*rather than for transport*".

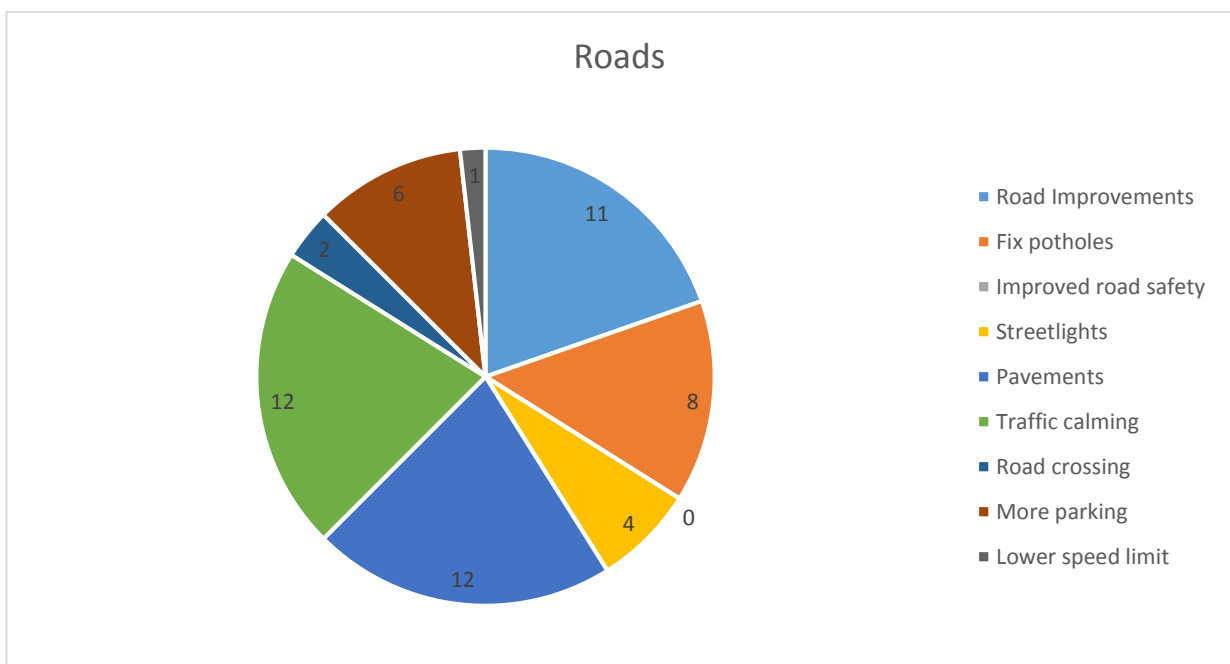
Many of these responses follow earlier statements, such as investing in the schools or play areas.

Public transport	79
Roads	56
Schools	4
Recreation	4
Shops & facilities	1
Community	0
Employment	0
Broadband	3
Walking & cycling facilities	30
Specific requests	12
Housing	1
Unavailing	10
Total	200

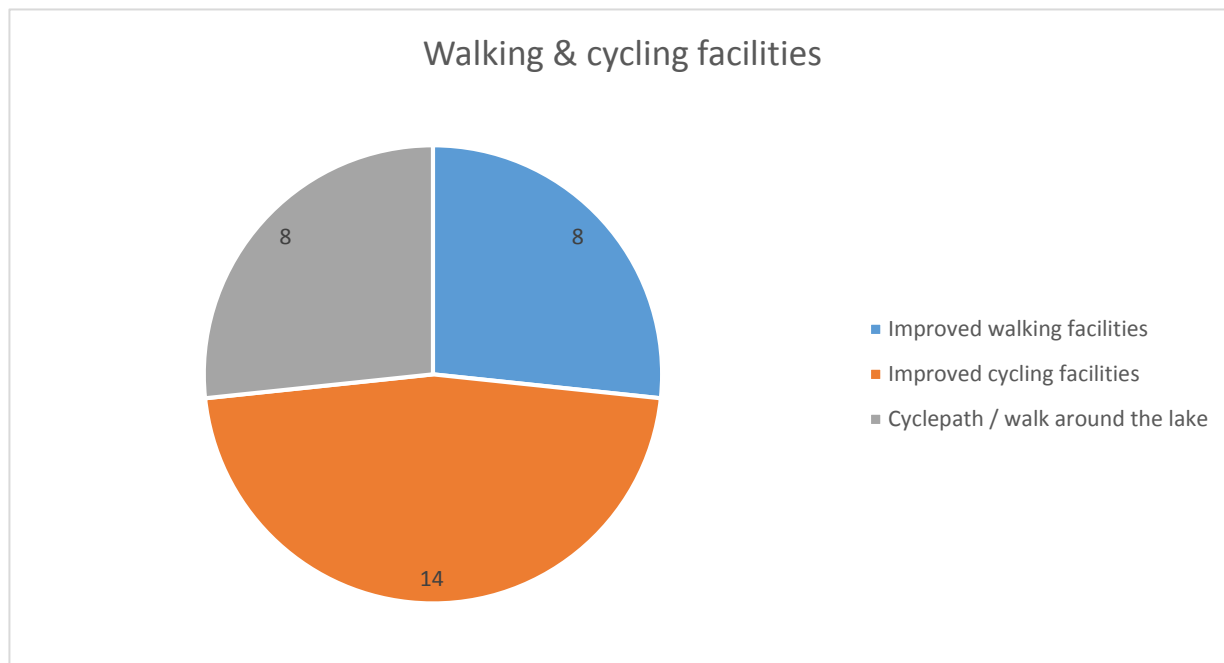
The specific requests include improving drainage to prevent flooding & calls to make Ham Lane one way, along with a weight restriction on traffic through Stowey. One respondent wanted the Parish budget spent on reducing anti-social behaviour, while another simply suggested "*park & ride*", though it is unclear whether they want a shuttle bus to park & ride services, or the Parish to have a park & ride scheme all of its own.



It is unsurprising that this question echoes the response to the previous, with the majority of respondents calling for general improvements to public transport. Bath is the most popular destination, likely due to the limitations of the current service, while broadening the number of routes & linking to hub locations are equally popular.



Of the top three categories, improvements to road surfaces & fixing potholes received the majority of references, though it is unclear whether this is along the A368 or elsewhere in the Parish. The widening-of & additional pavements along the A368 & out to Stowey & Manor Farm Shop was popular. Traffic calming along the A368 received much attention, though no specific plan was given. There is also a call for better parking at the shop.

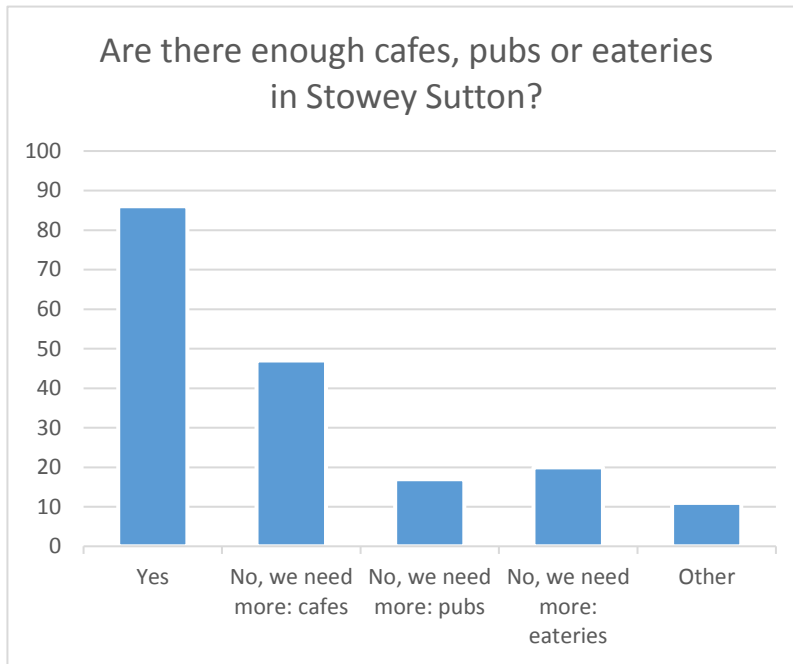


The response to this question also echoes the previous sentiment with a majority of respondents looking for improvements to cycling facilities, which may of course cover the needs of walkers. The call for a route around the lake is still strong.



Business & Employment

Are there enough cafes, pubs or eateries in Stowey Sutton?



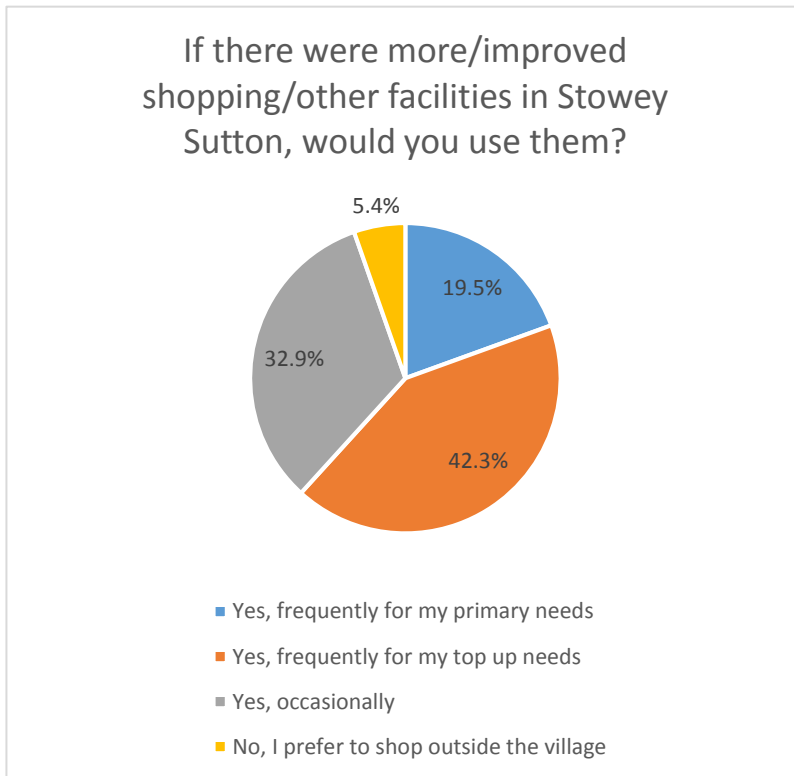
Yes	86
No, more cafes	47
No, more pubs	17
No, more eateries	20
Other	11
Total	181

142 respondents, 94.0%, answered this question.

There is almost an equal split between respondents who believe there are enough eateries in the Parish & those who feel the opposite, with a strong majority suggesting the addition of cafes.

There appears to have been some confusion over this question as many of the 'other' responses include unrelated suggests, such as "shops" & even a "supermarket". Four respondents suggests some form of take-away, with one specifying a take-away "that delivers".

If there were more/improved shopping/other facilities in Stowey Sutton, would you use them?

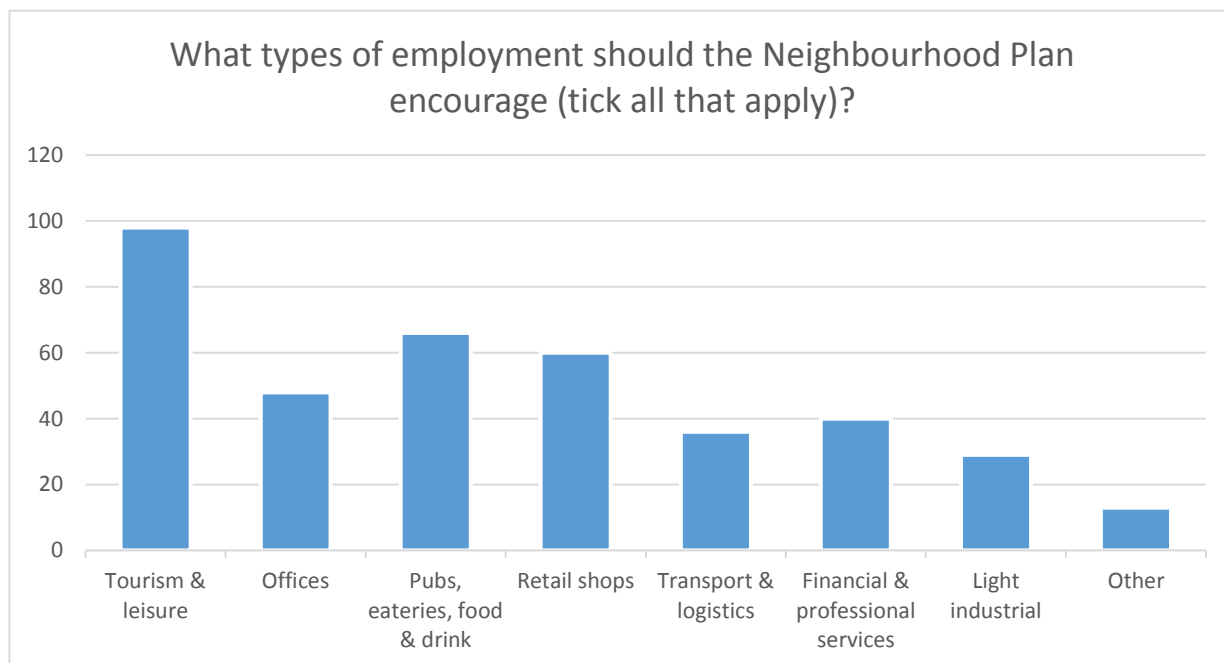


Yes, primary	29
Yes, top up	63
Yes, occasionally	49
No	8
Total	149

149 respondents, 98.7%, answered this question.

61.8% of respondents would frequently use improved or more shops & facilities.

What types of employment should the Neighbourhood Plan encourage (tick all that apply)?



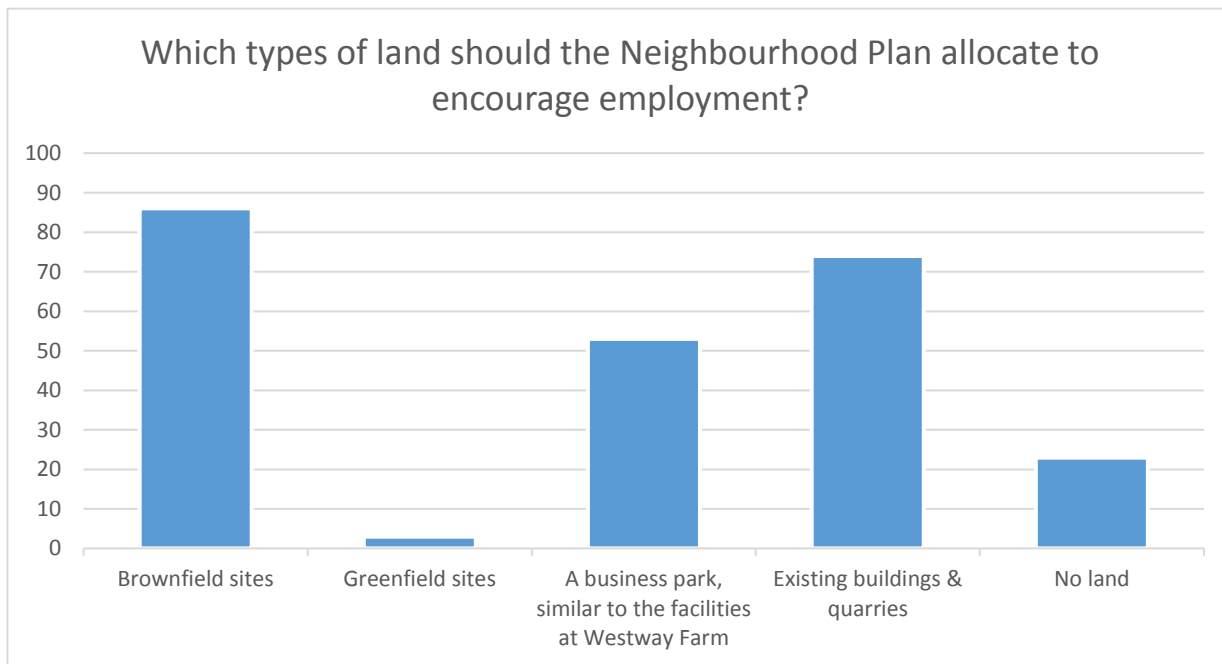
Tourism & leisure	98
Offices	48
Pubs, eateries, food & drink	66
Retail shops	60
Transport & logistics	36
Financial & professional services	40
Light industrial	29
Other	13
Total	390

135 respondents, 89.4%, answered this question.

It is interesting to note that tourism & leisure employment is so popular with respondents, given the few opportunities for tourism providers in the Parish.

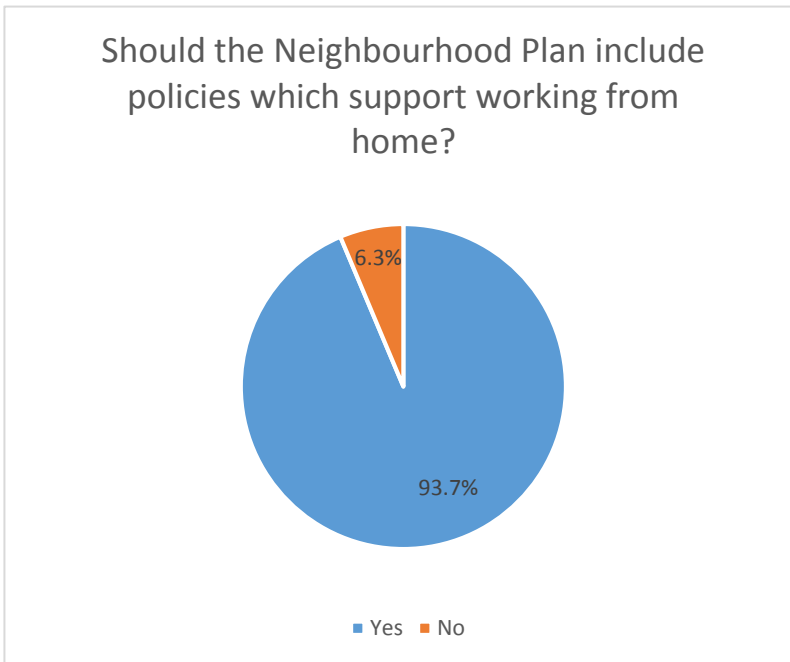
'Other' responses include the extremes "any" & "none", the latter response being tied to similar comments against any form of development throughout the survey. "Farming", "working from home" & general "small business employment" were also included.

Which types of land should the Neighbourhood Plan allocate to encourage employment?



Brownfield sites	86
Greenfield sites	3
Pubs, eateries, food & drink	53
A business park	74
No land	23
Total	239

141 respondents, 93.4%, answered this question.

Should the Neighbourhood Plan include policies which support working from home?

Yes	133
No	9
Total	142

142 respondents, 94.0%, answered this question.

What would encourage new businesses to locate in Stowey Sutton?



Improved broadband	121
More land for business use	23
Availability of staff	25
Financial assistance	20
Good transport links	96
Other	9
Total	294

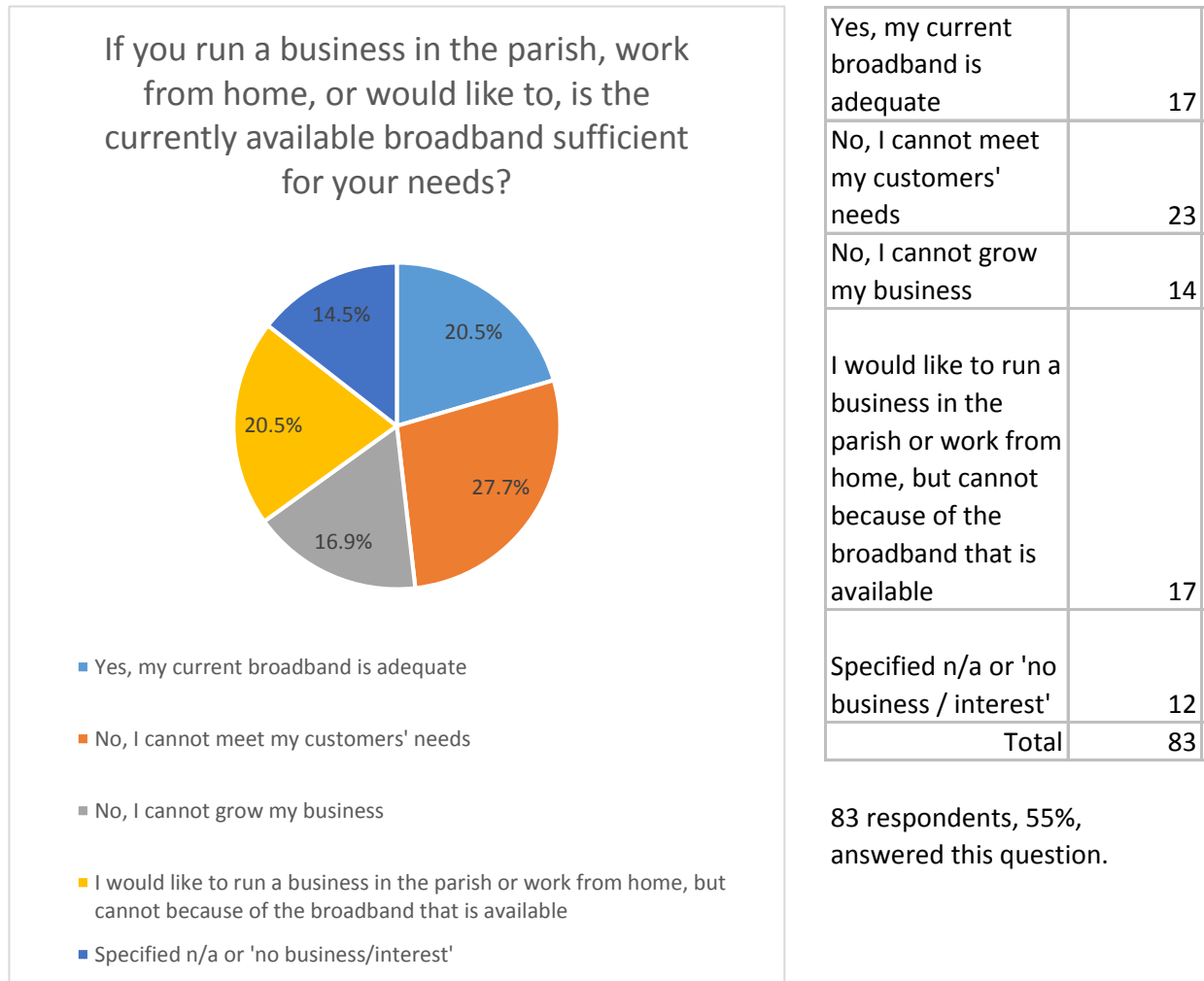
139 respondents, 92.1%, answered this question.

This question demonstrates the strong demand for improved broadband services with 41.2% of respondents highlighting the need. Improvements to transport links echo the responses to previous questions.

The 'other' responses showed no consensus with suggestions such as "parking" & "relaxed planning consent" meeting "less housing" & "everything".

It is possible that there was some confusion over this question as it does not specify to 'tick all that apply' although that is how it was treated by most respondents. Indeed the wording 'what would encourage' would perhaps be better as 'which would most encourage' since it could be argued that each of the options would encourage businesses to the area.

If you run a business in the parish, work from home, or would like to, is the currently available broadband sufficient for your needs?



This question was the least answered, with only 83 responses, but this is not unexpected due to the wording. While a small minority feel their broadband is adequate, the vast majority, 65.1%, find existing broadband to limiting to their businesses & opportunities.